

16mm Round 360° LED Neon Flex

Features and Specifications



KEY HIGHLIGHTS


The Classic Tube Look. Reimagined. Capture the nostalgic aesthetic of vintage glass neon with the safety and flexibility of modern LED technology.

Our 16mm Round LED Neon features a fully circular profile that emits a uniform, diffused glow in a 360-degree radius.

This means it looks perfect from any angle—front, back, or side.

Designed for designers who want to break free from flat surfaces, this "Tube Neon" is engineered to be suspended, draped, or mounted in open spaces.

Its omni-directional flexibility allows you to twist, knot, and loop the light to create free-standing sculptures, hanging pendants, and retro-style signage that demands attention.



TECHNICAL SPECIFICATIONS

Input Voltage:	24V DC
Color:	1800K/2400K/2700K/3000K/4000K/6500K/Red/Green/Blue
Beam Angle:	360°
Reel Length:	5 Meters (16.4')
Lead Wire:	.15m to 2.5m customizable (2-Line)
IP Rating:	IP65 (Waterproof/Outdoor Rated)
Material:	UV-Resistant Silicone
Wattage:	10W/m (3W/ft)
Dimmable:	Yes
CRI:	90+
Cutting Unit:	10mm
Dimensions:	φ 16mm
Luminous Flux/m:	780lm



FEATURES

- ETL, CE, RoHS, CCC certified.
- CA Title 24: Compliant with approved drivers; consult factory for details.
- Operating Temperature: -20°C to 50°C (-4°F to 122°F)
- Storage Space Ready: Complies with NEC (NFPA 70) 410.16 requirements for closet installations.



WARRANTY

- 5-year coverage guaranteed when utilized with luzumi led approved power supply.

Note: The Warranty Period begins on the date of original shipment from our factory, the warranty covers product only and does not cover any labor or incidental charges related to service or warranty. This Warranty applies only to the original purchasers or authorized distributors.

16mm Round 360° LED Neon Flex

Features and Specifications



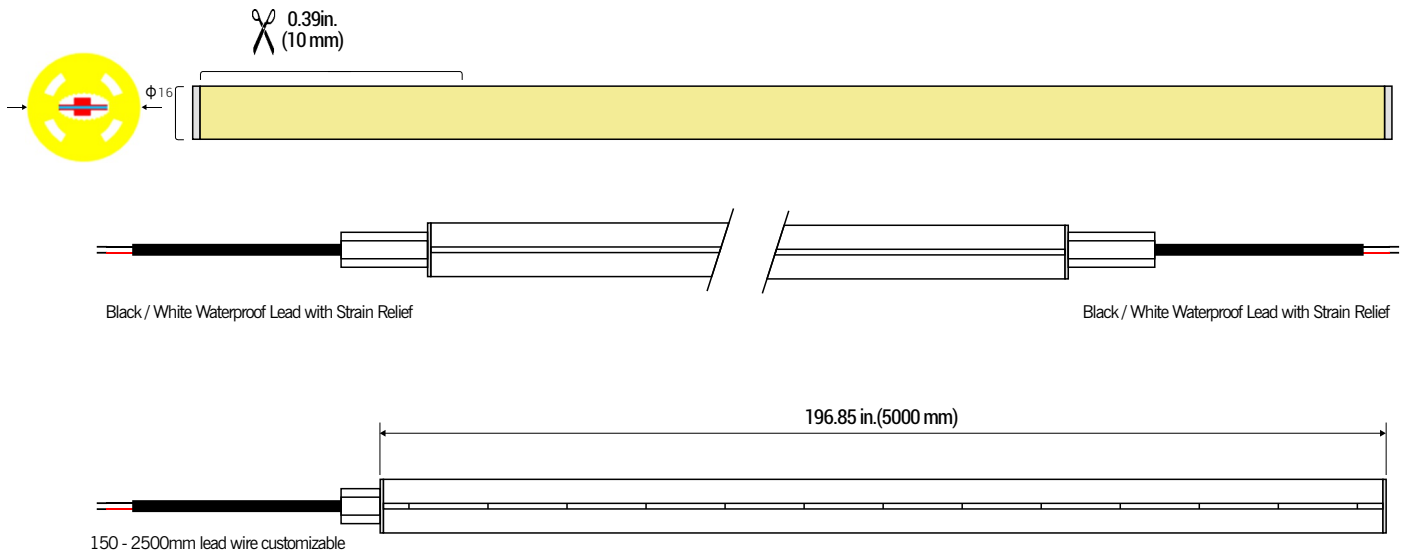
HOW TO ORDER A LUZUMI LED NEON TAPE LIGHT

Name	Wattage/m	Color	Neon Dimensions(φ)	Bend Type	FPC Width(mm)	IP Rate	Voltage
FN	10W	W (18K, 27K, 30K, 40K, 65K)	16	3D	5	A (IP65)	24
	12W	R	22	T	8	B (IP68)	120
	13W	G	25	S	10		230
	14W	B	38	R			
	15W	RGB+W (27K, 30K, 35K, 40K, 50K, 65K)	and more...				
			TW(Tunable White)				




Example: FN10W-W16-R5A24

MECHANICAL DIAGRAMS

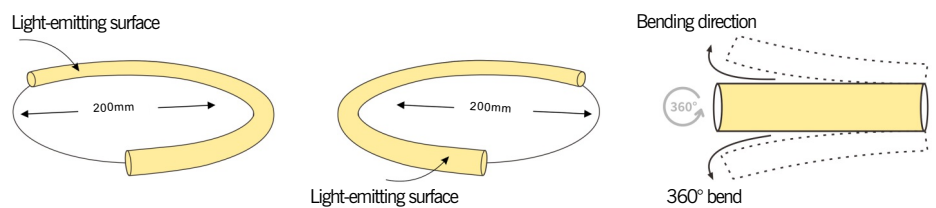


Lead Wire Options




Silicone end cap

Round 360°



Use professional scissors to cut vertically at the cutting mark.



16mm Round 360° LED Neon Flex

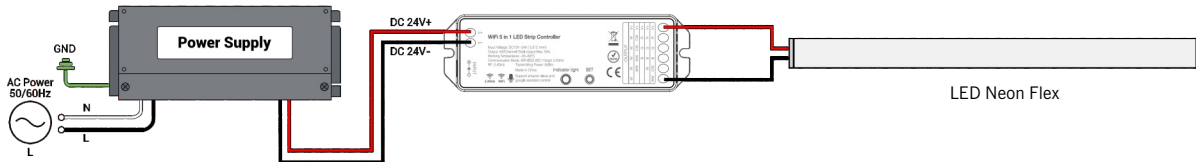
Features and Specifications



System Wiring Diagrams

The diagram below illustrates a standard system configuration. For larger installations or custom setups, please visit our website or contact technical support. Before beginning, consult the specific installation guides for each component to ensure you have the most current wiring instructions. All installations must comply with national and local electrical codes. Note that wiring configurations may vary depending on your specific power and dimming requirements.

Single Color System Diagram



Common Controllers for LED Neon and Tape Light

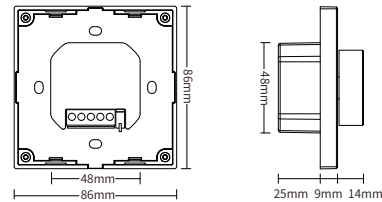
Panel Controller 2.4G RF



P0 (Black)
2 in 1 Rotating Panel Controller
(Single Color / Dual White)



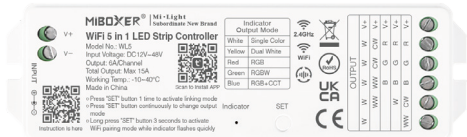
P0 (White)
2 in 1 Rotating Panel Controller
(Single Color / Dual White)



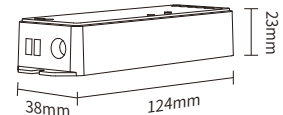
Model No.	Output Mode	Output Current	Input Voltage	Total Output	Output Power	Working Temp.	Control Signal	Control Distance
P0	2 in 1	DC12V~48V	12A/Channel	Max 12A	144-576W	-10~40°C	2.4G RF	30m

2.4G+Wifi Series (built in wifi chip, no need gateway)

5 in 1 LED Controller Tuya WiFi + 2.4G RF



5 in 1 LED Controller
(Single Color / Dual White / RGB / RGBW / RGB+CCT)



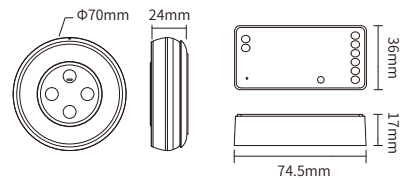
Model No.	Output Mode	Input Voltage	Output Current	Total Output	Output Power	Working Temp.	Control Signal	2.4G RF Distance
WL5	5 in 1	DC12V~48V	6A/Channel	Max 15A	180-720W	-10~40°C	Tuya app + 2.4G RF	30m

2.4G LED Controller Kits 2.4G RF

Controller kits: save money, cheaper than you purchase controller and remote separately.



FUT035SA+
2 in 1 LED Controller Kits
(Single Color / Dual White)



Remote Parameters

Working Voltage	Standby Power Consumption	Transmitting Power	RF	Working Temp.	Control Distance
3V(AAA * 2PCS)	15µA	6dBm	2.4GHz	-10~40°C	30m

Controller Parameters

Model No.	Output Mode	Input Voltage	Output Current	Total Output	Output Power	Working Temp.	Control Signal	Control Distance
FUT035SA+	2 in 1	DC12V~24V	12A/Channel	Max 12A	144-288W	-10~40°C	2.4G RF + PUSH	30m


16mm Round 360° LED Neon Flex

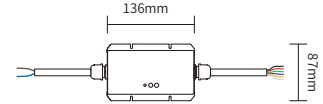
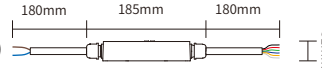
Features and Specifications



Waterproof 5 in 1 LED Controller



WLS-WP   + 2.4G RF 
5 in 1 LED Controller
(Single Color / Dual White / RGB / RGBW / RGB+CCT)



Model No.	Output Mode	Input Voltage	Output Current	Total Output	Output Power	Working Temp.	Control Signal	2.4G RF Distance
WLS-WP	5 in 1	DC12V~48V	10A/Channel	Max 20A	240-960W	-20~45°C	Tuya app + 2.4G RF	30m

Power Supplies for LED Neon and Tape Light

Constant Voltage Metal Power Supply (Non-waterproof, IP20)



Model No.	AC input voltage range	Output
SL-V-12XXXX (SL-V-24XXXX)	100-240V	DC 12V or 24V, Max. Output Options: 15W,35W,50W,60W,70W,100W,120W,200W,250W,300W,350W,400W,500W,600W

Constant Voltage 0-10V Dimmable LED Power Supply (Waterproof, IP66)



Model No.	AC input voltage range	Output
SL-VB-12XXX-A-DIM (SL-VB-24XXX-A-DIM)	180-250 VAC 100-130 VDC	DC12V or 24V, Max. Output Options Output : 30W, 45W, 100W, 150W, 180W, 200W

Constant Voltage Metal Power Supply (Non-waterproof, IP20)



Model No.	AC input voltage range	Output
SL-V-12XXXXPU (SL-V-24XXXXPU)	90-264V	DC 12V or 24V, Max. Output Options: 12W,24W
SL-V-12XXXXP (SL-V-24XXXXP)	90-264V	DC 12V or 24V, Max. OutputOptions: 36W,48W,60W

Constant Voltage Triac Dimmable LED Power Supply (Non-waterproof, IP20)



Model No.	AC input voltage range	Output
SL-V-12XXX-T-DIM (SL-V-24XXX-T-DIM)	180-250 VAC 100-130 VDC	DC12V or 24V, Max. Output Options Output : 20W, 30W, 45W

Constant Voltage Power Supply (Waterproof, IP67)



Model No.	AC input voltage range	Output
SL-V-12XXXX (SL-V-24XXXX)	170-250V	DC12V or 24V, Max. Output Options Output : 10W, 20W, 30W, 45W, 60W, 100W, 150W, 200W

Constant Voltage Triac Dimmable LED Power Supply (Waterproof, IP66)



Model No.	AC input voltage range	Output
SL-V-12XXX-A-DIM (SL-V-24XXX-A-DIM)	180-250 VAC 100-130 VDC	DC12V or 24V, Max. Output Options Output : 60W, 80W

Constant Voltage 0-10V Dimmable LED Power Supply (Non-waterproof, IP20)



Model No.	AC input voltage range	Output
SL-V-12XXX-A-DIM (SL-V-24XXX-A-DIM)	180-250 VAC 100-130 VDC	DC12V or 24V, Max. Output Options Output : 20W, 30W