

Rxveo™ Collection

Tunable White LED Tape & Strip Light Specification Sheet




KEY HIGHLIGHTS

You can make any space remarkable with this Tunable White LED Strip, offering full adjustment of the color temperature ranging from 2200K warm white to 6000K cool white (or other CCT range upon request) in the field with a tunable white controller (sold separately), allowing subtle to stark ambiance changes to match the mood, the event, or the subject illuminated.

SPECIFICATIONS

- 24VDC, 12VDC Optional.
- CCT range: 2200K-6000K. Other CCT range can be customized.
- Maximum run on a given lead is 5 meters (16' -4") @12V and 10 meters (32'-8") @24V.
- IP20, IP54, IP65, IP67.
- 140 LEDs per meter or 70 LEDs per foot.
- Cuttable every 2.4"(60.96mm)@70LEDs/ft , or every 14LEDs(24V).
- Custom lengths available - factory customization.
- Compatible with solder-free connectors.
- Premium diodes 120° viewing angle.
- Dimmable.
- 3M adhesive back.
- 90+ CRI and 90+ R9.
- Up to 1600+ lumens per meter.




FEATURES

- ETL, CE, RoHS, CCC certified.
- CA Title 24: Compliant with approved drivers; consult factory for details.
- Operating Temperature: -20°C to 50°C (-4°F to 122°F)
- Storage Space Ready: Complies with NEC (NFPA 70) 410.16 requirements for closet installations.

WARRANTY

- 5-year coverage guaranteed when utilized with luzumi led approved power supply.

Note: The Warranty Period begins on the date of original shipment from our factory, the warranty covers product only and does not cover any labor or incidental charges related to service or warranty. This Warranty applies only to the original purchasers or authorized distributors.



Tunable White
2200K 6000K

HOW TO ORDER

Example: FR5W2835TW70WH10E12

Name	Wattage/m or /ft	LED Type	Color	LEDs/m or /ft	FPC Color	FPC Width(mm)	IP Rate	Voltage
FR	9W	2835	TW	140	WH	8	I (IP20)	12
	15W	2110		70	BL	10	E (IP54)	24
	21W	3014			BR	12	A (IP65)	5
	5W	2216				15	B (IP67)	

HIGHLY RECOMMENDED EASY TO USE CONNECTORS

Part No.	Descriptions
CSR-XB4W-15	luzumi led solder-free tape to power connector
CSR-BXB4W-15	luzumi led solder-free tape to tape connector
CSR-BB4W	luzumi led tape to tape connector(no wire)

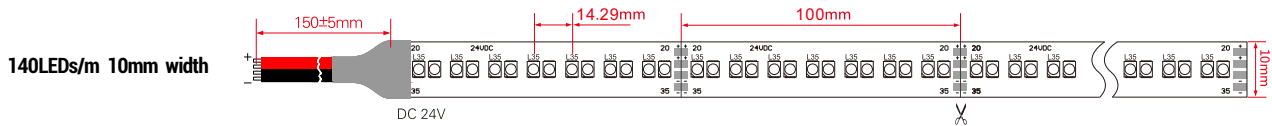
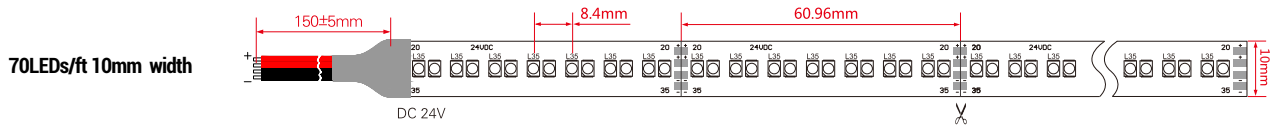
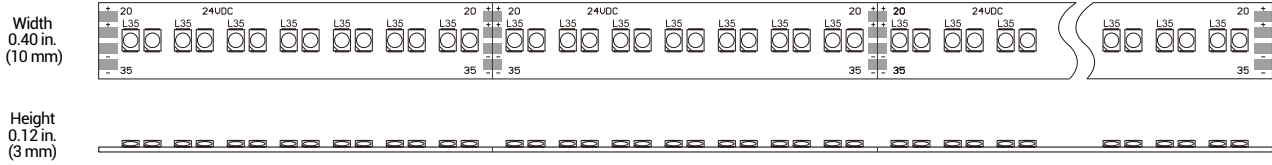
5-Step System Builder:

- Component 1: LED Tape & Strip Light
- Component 2: Connection Hardware
- Component 3: Aluminum Channels & Lenses (Optional)
- Component 4: Dimmers/Controllers(Optional)
- Component 5: Power Supplies

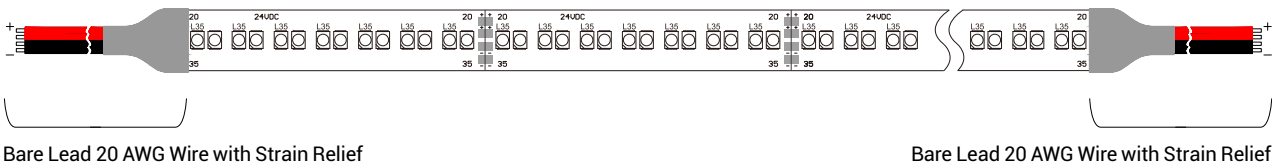


Tunable White LED Tape & Strip Light Specification Sheet


MECHANICAL DIAGRAMS



CONNECTIONS WITHOUT USING CONNECTORS



PAIRED WITH HIGHLY RECOMMEND SOLDER-FREE EASY TO USE CONNECTORS



Tunable White LED Tape & Strip Light Specification Sheet

RECOMMENDED CHANNELS



SURFACE MOUNTING

Part No.	Description	Included Accessories	Diffusion Type	Connection Options	Length	Diagram (mm)
LCSM1708	Sleek, low-profile design engineered for seamless tape light integration.	Channel & frosted cover, 2x surface mounting clips per meter, End caps: 1x open, 1x closed.	Classic Frosted Lens, Dotless	Soldered Lead or Solder-free connector	1' to 8' (.3m -2.5m) Customizable	
LCSM0808	A master of subtlety, this minimal profile integrates seamlessly into any environment.	Channel & frosted cover, 2x surface mounting clips per meter, End caps: 1x open, 1x closed.	Classic Frosted Lens, Dotless	Soldered Lead only	1' to 8' (.3m -2.5m) Customizable	
LCSM1714	Engineered for structural rigidity, this robust profile adapts to diverse architectural requirements with multiple mounting configurations.	Channel & frosted cover, 2x surface mounting clips per meter, End caps: 1x open, 1x closed.	Classic Frosted Lens, Dotless	Soldered Lead or Solder-free connector	1' to 8' (.3m -2.5m) Customizable	
LCSM2011SQ	A timeless, low-profile silhouette engineered for universal tape light compatibility.	Channel & frosted cover, 2x surface mounting clips per meter, End caps: 1x open, 1x closed.	Classic Frosted Lens, Dotless	Soldered Lead or Solder-free connector	1' to 8' (.3m -2.5m) Customizable	
LCSM5035	A structural aluminum housing provides superior heat management and a wide, volumetric glow, perfect for high-end commercial and residential spaces.	Channel & frosted cover, 4x surface mounting clips per meter, End caps: 1x open, 1x closed. Pendant mounting kits available upon request.	Classic Frosted Lens, Dotless	Soldered Lead or Solder-free connector, Capable of housing multi-row LED Tape Light	1' to 8' (.3m -2.5m) Customizable	
LCSM1616SQ45	Precision-engineered angled profile designed for directed illumination.	Channel & frosted cover, 2x surface mounting clips per meter, End caps: 1x open, 1x closed.	Classic Frosted Lens, Dotless	Soldered Lead or Solder-free connector	1' to 8' (.3m -2.5m) Customizable	
LCSM1616ARC45	Elegant rounded geometry meets precision optics. This specialized corner channel transforms high-density tape lights into a continuous, ethereal ribbon of light with zero hotspots.	Channel & frosted cover, 2x surface mounting clips per meter, End caps: 1x open, 1x closed.	Classic Frosted Lens, Dotless	Soldered Lead or Solder-free connector	1' to 8' (.3m -2.5m) Customizable	

Tunable White LED Tape & Strip Light Specification Sheet

RECOMMENDED CHANNELS



RECESSED MOUNTING

Part No.	Description	Included Accessories	Diffusion Type	Connection Options	Length	Diagram(mm)
LCR1714	A precision-engineered recessed profile designed for seamless integration within high-end millwork. This discrete housing allows the architecture to speak while providing a flawless, flush-mounted light source.	Channel & frosted cover, 2x surface mounting clips per meter, End caps: 1x open, 1x closed.	Classic Frosted Lens, Dotless	Soldered Lead or Solder-free connector	1' to 8' (.3m -2.5m) Customizable	
LCR3535	QUADRA 35 Structural Seamlessness Recessed Channel	Channel & frosted cover, 2x surface mounting clips per meter, End caps: 1x open, 1x closed.	Classic Frosted Lens, Dotless	Soldered Lead or Solder-free connector	1' to 8' (.3m -2.5m) Customizable	
LCR15050	LUZUMI™ MAXIMA 150 Recessed Channel, Commanding Scale. Infinite Light. Engineered for Grand Spaces.	Channel & frosted cover, 4x mounting clips per meter, End caps: 1x open, 1x closed.	Classic Frosted Lens, Dotless	Soldered Lead or Solder-free connector	1' to 8' (.3m -2.5m) Customizable	

MUD-IN

Part No.	Description	Included Accessories	Diffusion Type	Connection Options	Length	Diagram(mm)
LCMI5022-OS	Conner Mud In Channel with diffusing outside	Channel & frosted cover, 4x mounting clips per meter, End caps: 1x open, 1x closed.	Classic Frosted Lens, Dotless	Soldered Lead or Solder-free connector	1' to 8' (.3m -2.5m) Customizable	
LCMI5022-IS	Conner Mud In Channel with diffusing inside	Channel & frosted cover, 4x mounting clips per meter, End caps: 1x open, 1x closed.	Classic Frosted Lens, Dotless	Soldered Lead or Solder-free connector	1' to 8' (.3m -2.5m) Customizable	